

MORTISE HINGE SPECIFICATIONS

FEATURES: Extruded brass, full mortise hinges are machined for precise installation and smooth movement. Knuckles are milled to a clearance of 0.010" (.25mm) to minimize vertical wear. Each hinge is beveled on the inside leaf to obtain a tight fit when viewing the hinge in a closed position, and furnished with stainless steel, rust-proof pins for added durability.

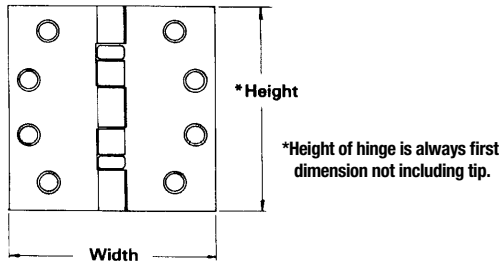
PIN DESIGN: Each pin is manufactured from precision ground Type 302, stainless steel material to prevent corrosion. The pin "floats" within the barrel of the hinge, yet is held in a stationary position. Pins can be removed by unthreading each finial and tapping the pin upward from the bottom of the barrel.

FINIAL DESIGN: Hinge finials are specially designed to thread into the top and bottom of the hinge barrel, preventing the pin from rising out of the hinge barrel. All tips are completely interchangeable to facilitate stocking and eliminate excessive inventories. Finials can be purchased separately in sets of four only. Hinges are furnished standard with button design finials.

FASTENERS: All full mortise hinges are supplied standard with appropriate size wood screws as noted on chart. Wood screws are fully threaded to the head and have an undercut head for secure installations.

BEVELED EDGE: Each Baldwin hinge is beveled on the inside leaf to obtain a tight fit when the hinge is in a closed position.

EXTRUSION: Hinges manufactured from solid brass extrusions have two inherent properties: exceptional strength and precision tolerances. Baldwin's extruded hinges are machined from a solid brass bar to exact tolerances to ensure an even wear between each knuckle. The result is a QUALITY hinge which can withstand above average door weights and stresses with maximum vertical and lateral wear performance.



TEMPLATE: All full mortise hinges illustrated within this section are designed in accordance with the most current specifications established by the American National Standards Institute (ANSI).

APPLICATION: Baldwin full mortise hinges are classified as STANDARD WEIGHT for installation on doors up to 1.75" (44mm) in thickness.

NUMBER OF HINGES: Use three hinges on doors up to and including 7.5 feet (2.3m) and one additional hinge for each additional 2.5 feet (.76m) or fraction thereof.

NON-REMOVABLE PINS (NRP): Hinges can be obtained with non-removable pins to prevent removal of hinge pins when the door is in a closed position. This special application is used when the hinge barrel is exposed to the exterior side of a building (Reverse Bevel Door Conditions). A stainless steel set screw is inserted into the barrel from the inside of the hinge (Emblem Mark Side), which intercepts a groove milled on the pin. (Not available on Hinge No. 1030). Furnished at an additional charge. Specify as follows: 1 pr 1040.030 NRP Hinge - 4" x 4" = 1040.030.NRP

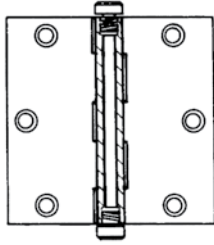
METAL DOOR APPLICATION: Machine screw packets are available to accommodate mortise hinge installation for metal doors.

- >All hinges have a slight offset leaf which provides clearance of .062" (1.57mm) when leaves are closed and parallel.
- >All hinges have template screw hole locations for use on either wood or hollow metal doors and frames.
- >Pins are manufactured from precision ground, stainless steel material.
- >All finials are threaded into the barrel of the hinge to prevent pin from rising.
- >Finials are completely interchangeable with all full mortise hinge sizes.
- >Furnished standard with solid brass Phillips head wood screws, undercut, fully threaded to the head.
- >Inner leaf is beveled to ensure the tightest possible fit and enhance hinge appearance.
- >Available with a Non-Removable Pin (NRP) feature (except No. 1030).

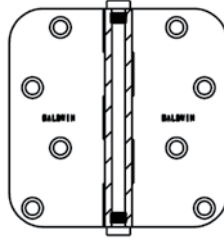
HINGES

REPLACEMENT SCREWS & HINGE PINS

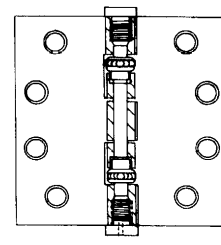
Hinge Construction



Square



Rounded



Ball Bearing

Replacement Screws

Square & Ball Bearing Hinges on METAL DOORS

Item #	Function	020, 027, 022*	003
1052.xxx.MS	METAL DOOR: 12 - 24 x 1/2" Flat Head, Phillips screws for use with 1040, 1041, 1045, 1046 & 1051 hinges	\$4	\$14
1063.xxx.MS	METAL DOOR: 10 - 24 x 1/2" Flat Head, Phillips screws for use with 1030 & 1035 hinges	4	14

*Finishes for Machine Screws: 020=030, 022=140, 027=102

Replacement Screws

Square & Ball Bearing Hinges on WOOD DOORS

Item #	Function	003, 050, 102, 112, 140, 151, 221
1419.xxx.05605	WOOD DOOR: 3 - #10 Flat Head, Phillips screws for use with 1030 & 1035 hinges	1.40 NET
1480.xxx.05805	WOOD DOOR: 4 - #12 Flat Head, Phillips screws for use with 1040 & 1041, 1045 1046 & 1051 hinges	1.86 NET

Hinge Pins

Square, Rounded & Ball Bearing Hinges ONLY

Item #	Description	Standard Box	Price
1030.000.PIN	Hinge pins for 1030 hinges	3	\$4
1035.000.PIN	Hinge pins for 1035 hinges	3	4
1040.000.PIN	Hinge pins for 1040 and 1041 hinges	3	4
1045.000.PIN	Hinge pins for 1045 and 1046 hinges	3	4

1030 3" x 3" – Square Corner



1030

Item #	Description	Per Box	Wt.	030, 031, 033	003, 055
				034, 040, 050	056, 402
1030.xxx.l	Hinge – 3" x 3"	1 each	0.5	\$35	\$45

PACKED: One per box, each hinge poly-bagged with fasteners.
Supplied with 6 – #10 Flat Head-Phillips wood screws.

1035 3.5" x 3.5" – Square Corner



1035

Item #	Description	Per Box	Wt.	030, 031, 033	003, 055
				034, 040, 050	056, 402
1035.xxx.l	Hinge – 3.5" x 3.5"	1 each	0.7	\$38	\$48
1035.xxx.INRP	Hinge – 3.5" x 3.5"	1 each	0.7	45	55

PACKED: One per box, each hinge poly-bagged with fasteners.
Supplied with 6 – #10 Flat Head-Phillips wood screws.

1040 4" x 4" – Square Corner



1040

Item #	Description	Per Box	Wt.	030,	003, 055
				031, 033, 034	056, 402
1040.xxx.l	Hinge – 4" x 4"	1 each	0.8	\$41	\$51
1040.xxx.INRP	Hinge – 4" x 4"	1 each	0.8	48	58

PACKED: One per box, each hinge poly-bagged with fasteners.
Supplied with 8 – #12 Flat Head-Phillips wood screws.

1045 4.5" x 4.5" – Square Corner



1045

Item #	Description	Per Box	Wt.	030, 031, 033	003, 055
				034, 040, 050	056, 402
1045.xxx.l	Hinge – 4.5" x 4.5"	1 each	1.0	\$44	\$54
1045.xxx.INRP	Hinge – 4.5" x 4.5"	1 each	1.0	51	61

PACKED: One per box, each hinge poly-bagged with fasteners.
Supplied with 8 – #12 Flat Head-Phillips wood screws.

1035, 1090 – 1093 Hinge Finials for Square Corner



1035

1090

1091

1092

1093

Item #	Description	Per Box	Wt.	030,	003
				031, 033, 034	055
1035.xxx.ITIP	Button tip	2each		\$12	\$14
1090.xxx.l*	Ball tip	2 each		14	16
1091.xxx.l*	Urn tip	2 each		14	16
1092.xxx.l*	Acorn tip	2 each		14	16
1093.xxx.l*	Steeple tip	2 each		14	16

* To match 402 on hinge, order finial in 102 finish. To match 412 on hinge, order finial in 112 finish.
To match 452 finish on hinges, order finials in finish 152.

FEATURES: Hinge finials are specially-designed to thread into the top and bottom of the hinge barrel. All finials are completely interchangeable to facilitate stocking and eliminate excessive inventories. Finials can be purchased separately in sets of 2 only.

HINGES

RADIUS CORNER

1135 3.5" x 3.5" – 5/8" Radius Corner

1135



Item #	Description	Per Box	Wt.	030, 031, 033 034, 040, 050	
				060, 102, 112	003, 055
				140, 150, 151	056, 402
				190, 260, 264	412, 452
1135.xxx.l	5/8" Radius Corner Hinge – 3.5" x 3.5"	1 each	0.7	\$26	\$36

PACKED: One per box, each hinge poly-bagged with fasteners. Supplied with #10 x 1" Flat Head-Phillips wood screws.
NOTE: NON-REMOVABLE PINS (NRP) NOT AVAILABLE on radius corner hinges.

1140 4" x 4" – 5/8" Radius Corner

1140



Item #	Description	Per Box	Wt.	030, 031, 033 034, 040, 050	
				060, 102, 112	003, 055
				140, 150, 151	056, 402
				190, 260, 264	412, 452
1140.xxx.l	5/8" Radius Corner Hinge – 4" x 4"	1 each	0.8	\$29	\$39

PACKED: One per box, each hinge poly-bagged with fasteners. Supplied with #10 x 1" Flat Head-Phillips wood screws.
NOTE: NON-REMOVABLE PINS (NRP) NOT AVAILABLE on radius corner hinges.

1435 3.5" x 3.5" – 1/4" Radius Corner

1435



Item #	Description	Per Box	Wt.	030, 031, 033 034, 040, 050	
				060, 102, 112	003, 055
				140, 150, 151	056, 402
				190, 260, 264	412, 452
1435.xxx.l	1/4" Radius Corner Hinge – 3.5" x 3.5"	1 each	0.7	\$26	\$36

PACKED: One per box, each hinge poly-bagged with fasteners. Supplied with #10 x 1" Flat Head-Phillips wood screws.
NOTE: NON-REMOVABLE PINS (NRP) NOT AVAILABLE on radius corner hinges.

1440 4" x 4" – 1/4" Radius Corner

1440



Item #	Description	Per Box	Wt.	030, 031, 033 034, 040, 050	
				060, 102, 112	003, 055
				140, 150, 151	056, 402
				190, 260, 264	412, 452
1440.xxx.l	1/4" Radius Corner Hinge – 4" x 4"	1 each	0.8	\$29	\$39

PACKED: One per box, each hinge poly-bagged with fasteners. Supplied with #10 x 1" Flat Head-Phillips wood screws.
NOTE: NON-REMOVABLE PINS (NRP) NOT AVAILABLE on radius corner hinges.

1080, 1081, 1083 Hinge Finials for Radius Corner



1080

1081

1083

Item #	Description	Wt.	030, 031, 033, 034, 040, 050 060, 102, 112, 140, 150, 151, 152	
			190, 260, 264	003 055 056
1080.xxx.l*	Ball tip – Radius Corner Hinge		\$9	\$11
1081.xxx.l*	Button tip – Radius Corner Hinge		9	11
1083.xxx.l*	Steeple tip – Radius Corner Hinge		9	11
8490.xxx.RCS	Radius Corner Screws (Set of 4)		6	6

* To match 402 on hinge, order finial in 102 finish. To match 412 on hinge, order finial in 112 finish.
 To match 452 finish on hinges, order finials in finish 152.

FEATURES: Hinge finials are specially-designed to thread into the top and bottom of the hinge barrel. All finials are completely interchangeable to facilitate stocking and eliminate excessive inventories. Finials can be purchased separately in sets of 2 only.

BALL BEARING HINGE SPECIFICATIONS

Each hinge is designed with two anti-friction ball bearing assemblies which are non-detachable. The balls inside each chamber are constructed from through-hardened, chrome alloy steel material to ensure a longer hinge life. The bearing races are machined from alloy steel which is then hardened and electroplated with a rust-resisting zinc-chromate finish. Our testing indicates that although this electroplate finish provides rust protection, when exposed to weather elements of exterior, the steel will eventually rust. The location of each assembly increases the vertical load capacity and greatly reduces both vertical and lateral wear of the hinge. As a result, all factors which normally contribute to hinge failure are significantly reduced. BALL BEARING HINGES ARE RECOMMENDED FOR DOORS EQUIPPED WITH DOOR CLOSERS AND/OR RECEIVING AVERAGE FREQUENCY SERVICE.

APPLICATION: STANDARD WEIGHT BALL BEARING hinges are designed for medium weight doors receiving average traffic in residential and light commercial construction. Ball bearing hinges are ALWAYS recommended for doors equipped with door closers. For further details on applications, consult Hinge Chart (p 198).

1041 4" x 4" – Ball Bearing



1041

Item #	Description	Per Box	Wt.	030, 031, 033	003, 055
				034, 040, 050	060, 102, 112
				190, 260, 264	412, 452
1041.xxx.I	Ball Bearing Hinge – 4" x 4"	1 each	0.8	\$50	\$60
1041.xxx.INRP	Ball Bearing Hinge – 4" x 4"	1 each	0.9	54	64

PACKED: One per box, each hinge poly-bagged with fasteners.
Supplied with #12 x 1.25" Flat Head-Phillips wood screws.

1046 4.5" x 4.5" – Ball Bearing



1046

Item #	Description	Per Box	Wt.	030, 031, 033	003, 055
				034, 040, 050	060, 102, 112
				190, 260, 264	412, 452
1046.xxx.I	Ball Bearing Hinge – 4.5" x 4.5"	1 each	1.0	\$53	\$63
1046.xxx.INRP	Ball Bearing Hinge – 4.5" x 4.5"	1 each	1.0	57	67

PACKED: One per box, each hinge poly-bagged with fasteners.
Supplied with #12 x 1.25" Flat Head-Phillips wood screws.

1051 5" x 5" – Ball Bearing




1051

Item #	Description	Per Box	Wt.	030, 031, 033	003, 055
				034, 040, 050	060, 102, 112
				190, 260, 264	412, 452
1051.xxx.I	Ball Bearing Hinge – 5" x 5"	1 each	1.3	\$76	\$92
1051.xxx.INRP	Ball Bearing Hinge – 5" x 5"	1 each	1.3	82	98

PACKED: One per box, each hinge poly-bagged with fasteners.
Supplied with #12 x 1.25" Flat Head-Phillips wood screws.

1035, 1090 – 1093 Hinge Finials for Ball Bearing



1035

1090

1091

1092

1093

Item #	Description	Per Box	Wt.	030, 031, 033, 034, 040, 050	003, 055
				060, 102, 112, 140, 150, 151, 152	056, 402, 412, 452
1035.xxx.ITIP	Button tip	2 each		\$12	\$14
1090.xxx.I*	Ball tip	2 each		14	16
1091.xxx.I*	Urn tip	2 each		14	16
1092.xxx.I*	Acorn tip	2 each		14	16
1093.xxx.I*	Steeple tip	2 each		14	16

* To match 402 on hinge, order finial in 102 finish. To match 412 on hinge, order finial in 112 finish. To match 452 finish on hinges, order finials in finish 152.

FEATURES: Hinge finials are specially-designed to thread into the top and bottom of the hinge barrel. All finials are completely interchangeable to facilitate stocking and eliminate excessive inventories. Finials can be purchased separately in sets of 2 only.