

BEAUTY HINGES ON THE DETAILS




BALDWIN

Little things mean a lot. That's why Baldwin creates hinges and finials formed from the finest solid brass and available in a rich variety of finishes and sizes to suit every door. Coordinated hinges and finials provide the final touch separating the fantastic from the merely functional.


Available in lightweight or standard weight. Baldwin hinges are the perfect upgrade for remodelers and renovators.

- Solid extruded brass
- Smooth door action
- Sold with stainless steel pins and brass wood screws
- Available in a variety of finishes



Lightweight Residential Hinges

Description	Item Number
Mortise Door Hinges - Radius Corner	
<i>Radius corner hinges are manufactured for ease of installation on pre-hung doors.</i>	
1. 1/4" Radius corner hinge 3.5" x 3.5"	1235.XXX
1/4" Radius corner hinge 4" x 4"	1240.XXX
2. 5/8" Radius corner hinge 3.5" x 3.5"	1335.XXX
5/8" Radius corner hinge 4" x 4"	1340.XXX
Mortise Door Hinges - Square Corner	
3. Mortise hinges 3.5" x 3.5"	1535.XXX
Mortise hinges 4" x 4"	1540.XXX
4. Mortise hinges 4.5" x 4.5"	1545.XXX
Mortise Door Hinges - Ball Bearing	
Ball bearing hinges 3.5" x 3.5"	1635.XXX
5. Ball bearing hinges 4" x 4"	1640.XXX
Ball bearing hinges 4.5" x 4.5"	1645.XXX




Product Specifications:

- Barrel diameter: .443-.472 inch
- Leaf thickness: .087-.118 inch
- Sold in pairs with button tips, stainless steel pins, & brass wood screws

Available in Five Finishes: 003 (Lifetime Brass), 102 (Oil Rubbed Bronze), 112 (Venetian Bronze), 150 (Satin Nickel), 260 (Polished Chrome)

Standard Weight Door Hinges

Mortise Door Hinges - Square Corner	
1. Mortise hinges 3" x 3"	1030.XXX
Mortise hinges 3.5" x 3.5"	1035.XXX
Mortise hinges 4" x 4"	1040.XXX
2. Mortise hinges 4.5" x 4.5"	1045.XXX
3. Ball bearing hinges 4" x 4"	1041.XXX
Ball bearing hinges 4.5" x 4.5"	1046.XXX
4. Ball bearing hinges 5" x 5"	1051.XXX
Mortise Door Hinges - Radius Corner	
<i>Radius corner hinges are manufactured for ease of installation on pre-hung doors. (Available only in 030, 102, 150, 151, 260, and 264.)</i>	
5. 5/8" Radius corner hinge 3.5" x 3.5"	1135.XXX
5/8" Radius corner hinge 4" x 4"	1140.XXX
6. 1/4" Radius corner hinge 3.5" x 3.5"	1435.XXX
1/4" Radius corner hinge 4" x 4"	1440.XXX
Decorative Hinge Finials	
7. Decorative ball tips - radius corner hinges	1080.XXX
8. Decorative steeple tips - radius corner hinges	1083.XXX
9. Decorative ball tips - square corner hinges	1090.XXX
10. Decorative urn tips - square corner hinges	1091.XXX
11. Decorative acorn tips - square corner hinges	1092.XXX
12. Decorative steeple tips - square corner hinges	1093.XXX



STANDARD FINISHES AVAILABLE:



LIMITED FUNCTIONS



BALDWIN