
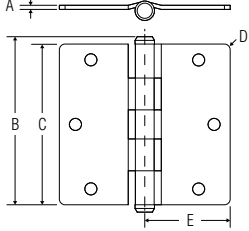



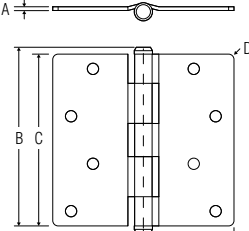





Item	Part Number	List Price	Specifications	Dimensions																						
HINGES																										
BR7023 3.5" 1/4" Radius 	9BR7023-001 Venetian Bronze 112 9BR7023-002 Satin Nickel 150 9BR7023-003 Polished Chrome 260 9BR7023-004 Polished Brass 003 9BR7023-005 Matte Antique Nickel 152 9BR7023-006 Matte Brass & Black 049	\$15.50	<ul style="list-style-type: none"> • Solid brass construction designed for residential door applications • Five knuckle, friction fit design with brass headed pin • Non-rising pin with hole in bottom tip for easy removal • Available as a complete set with mounting hardware • Ordered and packed one (1) hinge per box • Hinges ship dry to prevent chemical contamination on doors or wood jambs before finishing 	<div style="border: 1px solid black; padding: 5px; margin-bottom: 10px;"> <p style="text-align: center;">Care & Maintenance</p> <ul style="list-style-type: none"> • Recommended to lubricate hinge pin with heavy bearing grease • To lubricate, extract pin and wipe or dip with grease. Reinsert pin. Grease will work into load bearing surface. Wipe excess grease and dirt from hinge </div>  <table border="1" style="width: 100%; text-align: center;"> <thead> <tr> <th>A</th> <th>B</th> <th>C</th> <th>D</th> <th>E</th> </tr> </thead> <tbody> <tr> <td>.08"</td> <td>3.82"</td> <td>3.5"</td> <td>.25"</td> <td>1.86"</td> </tr> <tr> <td>.08"</td> <td>3.82"</td> <td>3.5"</td> <td>.625"</td> <td>1.86"</td> </tr> <tr> <td>.08"</td> <td>3.83"</td> <td>3.5"</td> <td>N/A</td> <td>1.86"</td> </tr> </tbody> </table>	A	B	C	D	E	.08"	3.82"	3.5"	.25"	1.86"	.08"	3.82"	3.5"	.625"	1.86"	.08"	3.83"	3.5"	N/A	1.86"		
	A	B			C	D	E																			
	.08"	3.82"			3.5"	.25"	1.86"																			
	.08"	3.82"			3.5"	.625"	1.86"																			
	.08"	3.83"			3.5"	N/A	1.86"																			
	BR7024 3.5" 5/8" Radius 	9BR7024-001 Venetian Bronze 112 9BR7024-002 Satin Nickel 150 9BR7024-003 Polished Chrome 260 9BR7024-004 Polished Brass 003 9BR7024-005 Matte Antique Nickel 152 9BR7024-006 Matte Brass & Black 049			\$15.50																					
BR7025 3.5" Square 		9BR7025-001 Venetian Bronze 112 9BR7025-002 Satin Nickel 150 9BR7025-003 Polished Chrome 260 9BR7025-004 Polished Brass 003 9BR7025-005 Matte Antique Nickel 152 9BR7025-006 Matte Brass & Black 049	\$15.50	3.5" 1/4" Radius 3.5" 5/8" Radius 3.5" Square																						
		BR7026 4" 1/4" Radius 	9BR7026-001 Venetian Bronze 112 9BR7026-002 Satin Nickel 150 9BR7026-003 Polished Chrome 260 9BR7026-004 Polished Brass 003 9BR7026-005 Matte Antique Nickel 152 9BR7026-006 Matte Brass & Black 049	\$17.00	<ul style="list-style-type: none"> • Solid brass construction designed for residential door applications • Five knuckle, friction fit design with brass headed pin • Non-rising pin with hole in bottom tip for easy removal • Available as a complete set with mounting hardware • Ordered and packed one (1) hinge per box • Hinges ship dry to prevent chemical contamination on doors or wood jambs before finishing 	<div style="border: 1px solid black; padding: 5px; margin-bottom: 10px;"> <p style="text-align: center;">Care & Maintenance</p> <ul style="list-style-type: none"> • Recommended to lubricate hinge pin with heavy bearing grease • To lubricate, extract pin and wipe or dip with grease. Reinsert pin. Grease will work into load bearing surface. Wipe excess grease and dirt from hinge </div>  <table border="1" style="width: 100%; text-align: center;"> <thead> <tr> <th>A</th> <th>B</th> <th>C</th> <th>D</th> <th>E</th> </tr> </thead> <tbody> <tr> <td>.09"</td> <td>4.32"</td> <td>4"</td> <td>.25"</td> <td>2.11"</td> </tr> <tr> <td>.09"</td> <td>4.32"</td> <td>4"</td> <td>.625"</td> <td>2.11"</td> </tr> <tr> <td>.09"</td> <td>4.32"</td> <td>4"</td> <td>N/A</td> <td>2.11"</td> </tr> </tbody> </table>	A	B	C	D	E	.09"	4.32"	4"	.25"	2.11"	.09"	4.32"	4"	.625"	2.11"	.09"	4.32"	4"	N/A	2.11"
			A	B			C	D	E																	
			.09"	4.32"			4"	.25"	2.11"																	
			.09"	4.32"			4"	.625"	2.11"																	
	.09"		4.32"	4"			N/A	2.11"																		
BR7027 4" 5/8" Radius 	9BR7027-001 Venetian Bronze 112 9BR7027-002 Satin Nickel 150 9BR7027-003 Polished Chrome 260 9BR7027-004 Polished Brass 003 9BR7027-005 Matte Antique Nickel 152 9BR7027-006 Matte Brass & Black 049		\$17.00																							
	BR7028 4" Square 	9BR7028-001 Venetian Bronze 112 9BR7028-002 Satin Nickel 150 9BR7028-003 Polished Chrome 260 9BR7028-004 Polished Brass 003 9BR7028-005 Matte Antique Nickel 152 9BR7028-006 Matte Brass & Black 049	\$17.00	4" 1/4" Radius 4" 5/8" Radius 4" Square																						
		BR7011 Hinge Pin Door Stop 	9BR7011-001 Venetian Bronze 112 9BR7011-002 Satin Nickel 150 9BR7011-003 Polished Chrome 260 9BR7011-004 Polished Brass 003 9BR7011-005 Matte Antique Nickel 152 9BR7011-006 Matte Brass & Black 049	\$9.50	<ul style="list-style-type: none"> • Solid brass construction • Adjustable to stop door at any angle with rubber pad making contact with door • Hinge pin door stop can be used with Reserve hinges only. Not compatible with Baldwin Estate hinges. 	